

TMX AT15

SAW Filter datasheet

3.8 x 3.8 mm, SMD

Table of Contents

Features	1
Maximum Ratings	1
Frequency and Electrical Characteristics (Reference temperature @ 25°C)	1
Model Outline, Pin Connection and Marking	2
Test Circuit	2
Frequency Characteristics	3
Packaging	4

TMX AT15

SAW Bandpass Filters | Wireless Communications

Features


Features

- 1030 MHz center frequency
- Ceramic package for Surface Mounted Technology
- 30 MHz useable Passband
- 50 Ω Single Configuraiton
- RF SAW Filter for Broadcast

Applications

- Remote control - RF
- Wireless applications:
 - Home appliances
 - Security systems

3.8 x 3.8 mm



Maximum Ratings

Parameter	Min.	Typ.	Max.	Unit
Storage temperature range (T_{stg})	-40		85	°C
Operating temperature range (T_A)	-30		85	°C
DC voltage (V_{DC})			0	V
Input Power			10	dBm

Frequency and Electrical Characteristics (Reference temperature @ 25°C)

Parameter	Min.	Typ. ¹	Max.	Unit
Source impedance (Single)		50		Ω
Load impedance (Single)		50		Ω
Center frequency (f_c)		1030		MHz
Bandwidth (BW, passband width)	30.00			MHz
Absolute Attenuation				dB
From DC to 910 MHz	25	30		
From 1090 to 1300 MHz	25	33		
Insertion Loss (IL, 1015 – 1045 MHz)		2.3	3.0	dB
Amplitude ripple (1015 – 1035 MHz)		0.3	1.0	dB
VSWR (1015 – 1045 MHz)		1.8	2.1	–

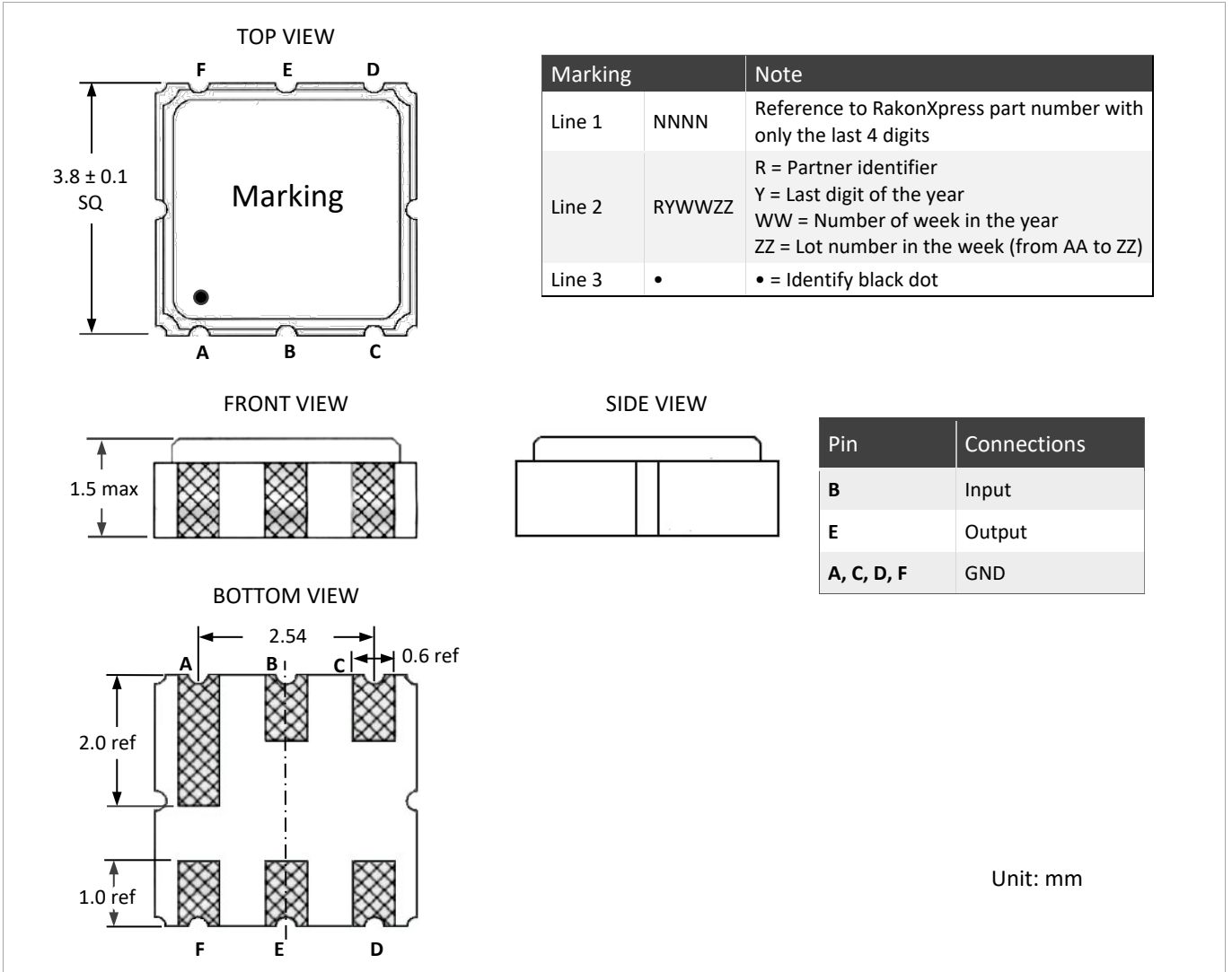
¹ Typical values are nominal performances at room temperature

TMX AT15

SAW Bandpass Filters | Wireless Communications

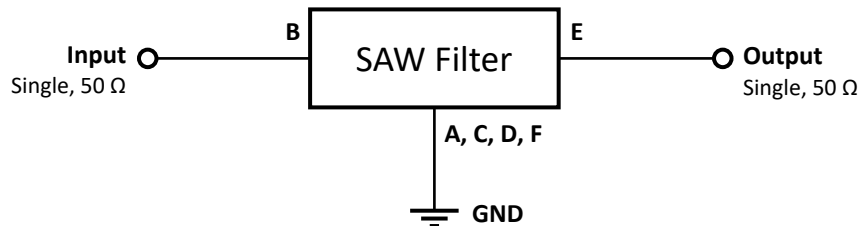


Model Outline, Pin Connection and Marking



Test Circuit

50 Ω / 50 Ω Configuration



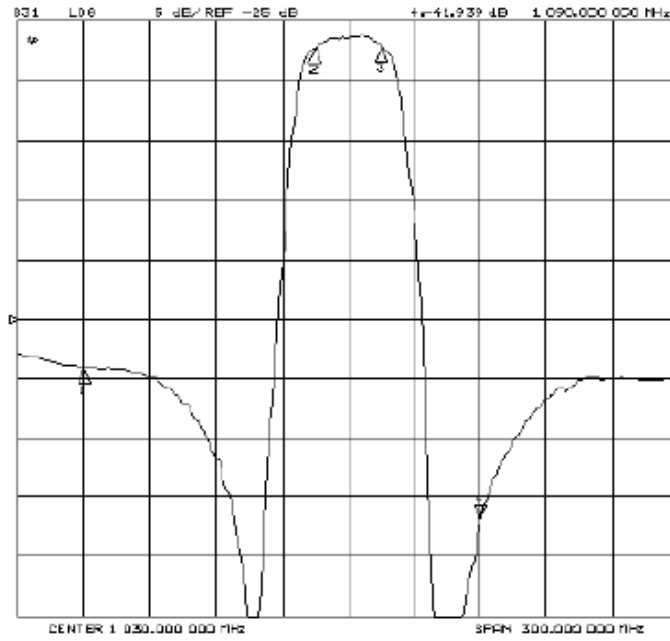
TMX AT15

SAW Bandpass Filters | Wireless Communications

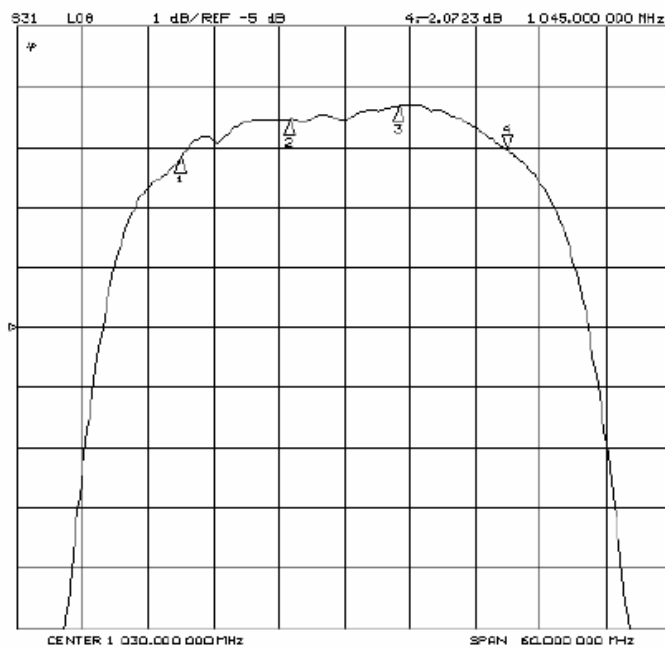


Frequency Characteristics

Frequency Response



Frequency Response



TMX AT15

SAW Bandpass Filters | Wireless Communications



Packaging

REEL DETAILS:

